

# Measuring the Young's modulus of polystyrene-based composites by tensile test and pulse-echo method

Imran Oral · Hatice Guzel · Gulnare Ahmetli

Received: 16 December 2010 / Revised: 28 April 2011 / Accepted: 30 May 2011 /  
Published online: 8 June 2011  
© Springer-Verlag 2011

**Abstract** In this study, the pure polystyrenes (PS) with different molecular weights ( $3.5 \times 10^5$  and  $5.0 \times 10^5$ ) have been modified by the chemical modification with succinic anhydride (SA), maleic anhydride (MA), and phthalic anhydride (PhA). The modified polystyrenes (MPS) have been mixed with the pure PS with the molecular weight of  $2.3 \times 10^5$  in weight % ratio 90:10, 80:20, and 70:30. Young's modulus of obtained composites has been measured mechanically by the tensile test and ultrasonic method at frequency of 5 MHz. Further, the values of Young's modulus measured by both methods have been compared with each other. From the results, a significant difference has not been found between the values of Young's modulus of both methods. As a result it can be stated that measuring the Young's modulus of these materials by the ultrasonic methods is more sensitive and economical than the mechanical methods.

**Keywords** Polystyrene · Composite · Tensile test · Ultrasound

## Introduction

Success in today's marketplace requires improvements in efficiency, quality, and accuracy of testing facilities and testing equipment. Testing machines are used to develop better information on known materials or to develop new materials and maintain the quality of the materials. The elasticity modulus is one of the important

---

I. Oral (✉) · H. Guzel  
Department of Physics Education, Ahmet Kelesoglu Faculty of Education, Selcuk University,  
Konya, Turkey  
e-mail: oralimran@selcuk.edu.tr

G. Ahmetli  
Department of Chemical Engineering, Faculty of Engineering and Architecture, Selcuk University,  
Konya, Turkey

parameter that indicate the quality of the materials. The elasticity modulus of material can be measured using destructive methods like tensile and compressive tests and non-destructive approaches like ultrasonic methods. A tensile test, also known as tension test, is probably the most fundamental type of mechanical test you can perform on material. As you continue to pull on the material until it breaks, you will obtain a good, complete tensile profile. A curve will result showing how it reacted to the forces being applied. For most tensile testing of materials, the relationship between the applied force, or load, and the elongation the specimen exhibits is linear [1]. In this linear region, the line obeys the relationship defined as “Hooke’s Law” where the ratio of stress to strain is a constant, or  $\sigma/\varepsilon = E$ . Tensile strength is defined as a stress, which is measured as force per unit area. In the SI system, the unit is pascal (Pa) or, equivalently, newtons per square meter ( $\text{N/m}^2$ ). The amount of stretch or elongation the specimen undergoes during tensile testing can be expressed as an absolute measurement in the change in length or as a relative measurement called “strain”. It is the ratio of the change in length to the original length,  $\varepsilon = L - L_0/L_0 = \Delta L/L_0$ .  $E$  is the slope of the line in this region where stress ( $\sigma$ ) is proportional to strain ( $\varepsilon$ ) and is called the “modulus of elasticity” or “Young’s modulus”. The modulus of elasticity ( $E$ ) defines the properties of a material as it undergoes stress, deforms, and then returns to its original shape after the stress is removed. It is a measure of the stiffness of a given material [2–4]. To compute the modulus of elasticity, simply divide the stress by the strain in the material. Modulus of elasticity determines stiffness—resistance of a body to elastic deformation caused by an applied force. A lot of informations can be learned about a substance from tensile testing. But measurement by tensile test is a destructive method and it is not an economical method.

Ultrasonic techniques have been widely used for a number of types of investigation [5]. Ultrasound is finding an increasing number of applications in the modern world. Included amongst these are medical imaging, dentistry, particle sizing, food processing, welding, waste water treatment, and surgical processes [6]. Furthermore, ultrasonic methods have been successfully used to monitor polymer processing [7], chemical reactions [8, 9], film formation from aqueous polymer dispersions [10], glue processes, crystallization in polymers [11, 12], characterization of polymers and also compatibility of polymeric blends [13–17].

Ultrasonic methods have advantages over destructive methods. Ultrasonic measurements can be made on actual components without destroying the samples. In addition, ultrasonic measurements can be performed for different orientations; this means that the number of elastic modulus measured for a single plane can be more than the number of elastic modulus measured using destructive techniques. Ultrasonic techniques are a versatile tool for investigating the changes in microstructure, deformation process and mechanical properties [18]. The various parameters upon which the elastic modulus of polymers depends can be studied by measuring the ultrasonic wave velocities. When propagated in polymeric materials, acoustic waves are influenced by the polymer’s structure and by molecular relaxation processes. It is possible to estimate the viscoelastic properties of polymeric materials from the velocity and attenuation of longitudinal or shear waves

[19]. So, recently a lot of attempts have been made to study the sound velocity and attenuation of polymers.

Polystyrene (PS) is a cheap, hard, rigid, transparent thermoplastic [20]. Solid polystyrene is used in disposable cutlery, optical tools, cases, drink cups, food trays, dishes, egg boxes, plastic models, video/audio cassette, CD and DVD cases, toys, light diffusers, beakers, general household appliances, electronic housings, refrigerator liners, and smoke detector housings. The principal limitations of the polystyrene are its brittleness, inability to withstand the temperature of boiling water, its mediocre oil resistance, poor chemical resistance especially to organics and susceptible to UV degradation [21]. These defective properties of PS properties can be improve by bonding various functional groups to the aromatic ring of PS. Modified PS was found to have higher mechanical, thermal and elasticity properties than PS had and they were more durable against impact. But modifying PS is an expensive way. So in this study, it was aimed to obtain composites of PS for improving the pure PS's properties by a cheaper way and to measure the Young's modulus of new materials by ultrasonic velocity method as a non-destructive, economical and very precise method [22, 23] and also by tensile test as a destructive method. After measuring the Young's modulus by two different way, it was aimed to compare the results of both methods with each other.

## Experimental

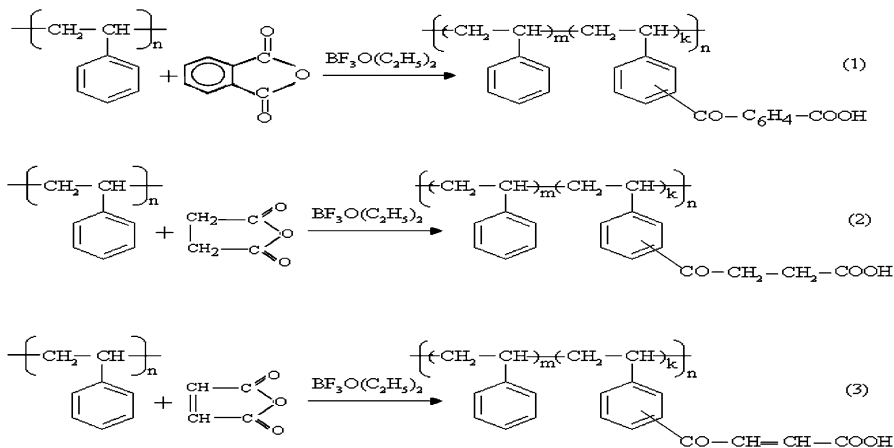
### Materials

PS samples of different molecular weights (PS<sub>230</sub>: the pure polystyrene with molecular weight of  $2.3 \times 10^5$ , PS<sub>350</sub>: the pure polystyrene with molecular weight of  $3.5 \times 10^5$  and PS<sub>500</sub>: the pure polystyrene with molecular weight of  $5.0 \times 10^5$ ), succinic anhydride (SA), maleic anhydride (MA), phthalic anhydride (PhA), chloroform as solvent, methanol as precipitator and cationic catalyst  $\text{BF}_3\text{O}(\text{C}_2\text{H}_5)_2$  were purchased from Merck (Darmstadt, Germany).

### Chemical modification

A reactor consisting of a mixer, cooler, and thermometer was used in the experiment. For modifying the PS<sub>500</sub>, firstly 7.8 g of anhydride (20 wt. % of the polymer amount) was added to the solution of 39 g PS in 300 mL chloroform ( $\text{CHCl}_3$ ) by mixing. After anhydride was dissolved completely, 10 mL  $\text{BF}_3\text{O}(\text{C}_2\text{H}_5)_2$  was added drop by drop and was stirred for 3 h at 25 °C to end the reaction. The mixture was poured into a beaker. Modified PS (MPS) was precipitated with methanol (500 mL) from the mixture, filtered and dried under vacuum at 60 °C for 5 h. So by this method the modified PS<sub>500</sub> with SA, MA and PhA called SAI, MAI and PhAI were obtained, respectively.

The chemical modifications of PS<sub>350</sub> samples with SA, MA and PhA in the presence of the catalyst  $\text{BF}_3\text{O}(\text{C}_2\text{H}_5)_2$  were examined with the same method too. The modified PS<sub>350</sub> called SAII, MAII, and PhAII were obtained. The binding of the



**Scheme 1** The modification reactions of PS with various organic anhydrides: 1 PhA; 2 SA; 3 MA

functional groups to the aromatic ring of pure PS using  $\text{BF}_3\text{O}(\text{C}_2\text{H}_5)_2$  catalyst was shown in Scheme 1.

#### Preparation of polystyrene based composites

Firstly 6.5 g of SAI (10% of the pure polystyrene amount) was added to the solution of 65 g  $\text{PS}_{230}$  ( $\text{PS}_{230}$ : the pure polystyrene with molecular weight of  $2.3 \times 10^5$ ) in 300 mL chloroform ( $\text{CHCl}_3$ ) by mixing for 2 h at 25 °C. After MPS (SAI) was dissolved completely. The mixture was poured into a beaker. The composite of PS that obtained was precipitated by methanol (500 mL) from the reaction mixture, filtered and dried under vacuum at 60 °C for 5 h. So the composite of  $\text{PS}_{230}$ /SAI which rate is 90:10 was obtained. By the same way the other composites of  $\text{PS}_{230}$  with SAI were produced at the 80:20 and 70:30 rates too. In the other hand by the same procedure, the composites of  $\text{PS}_{230}$ /MAI,  $\text{PS}_{230}$ /PhAI,  $\text{PS}_{230}$ /SAII,  $\text{PS}_{230}$ /MAII and  $\text{PS}_{230}$ /PhAII were produced too. The composition content of composites were given in Table 1.

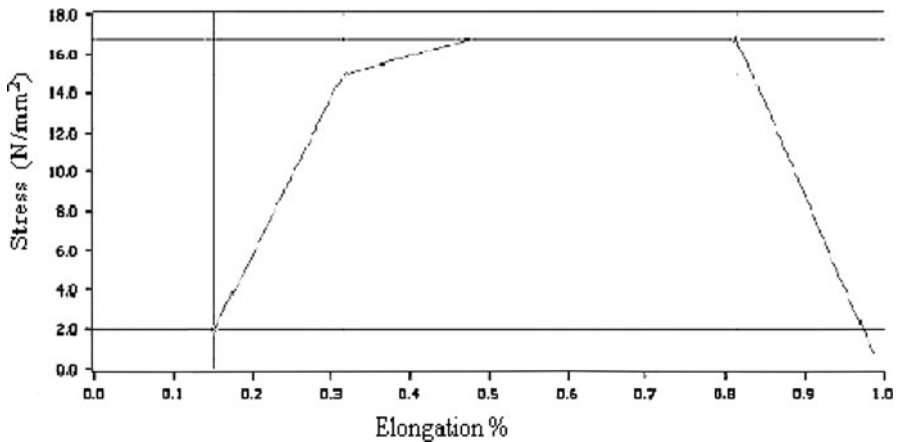
#### Mechanical testing

All samples of composites were obtained, were melted at the same temperature of 180–200 °C during 3 min in a molding machine, and then all samples of composites melted were poured into a mold of steel which was prepared according to the ASTM D638 standards [24]. The mold is cooled constantly to a temperature that allows the composites to be cool to the touch. So all composites were obtained by this process.

Young's modulus of all samples of composites was measured by tensile test. The tensile test is the most widely used test to determine the mechanical properties of materials. In this test, a piece of material is pulled until it fractures. During the test,

**Table 1** The composition rates and amounts of PS<sub>230</sub>/MPS components

Components	Composition rate	PS <sub>230</sub> (g)	MPS (g)
PS:MPS	90:10	65	6.5
PS:MPS	80:20	60	12
PS:MPS	70:30	55	16.5

**Fig. 1** The curve of stress-elongation % of tensile test was plotted on the computer automatically

the specimen's elongation and applied load is measured. Strain and stress are calculated from these values, and are used to construct a stress-strain curve (Fig. 1). From the slope of this curve, the elastic modulus is determined.

#### Density and ultrasonic wave velocities measurements

The density of the samples were measured according to the Archimedes principle using water as the immersion liquid by an analytical balance (Radwag AS220/C/2, capacity 220 g, readability 0.1 mg, Poland). First, the temperature of the room inserted into the balance; next, the mass of the samples were measured in air and in water, and finally, the densities of the samples were measured by the balance automatically. The accuracy of the measurements is about 0.001%.

The ultrasonic wave velocities measurements were done by pulse echo method at room temperature. The ultrasonic pulses are provided by a 5800PR (35 MHz Panametrics Olympus, USA) generator. An electrical impulse with high amplitude and short duration excites the piezoelectrical transducer vibrating on the fundamental mode through the sample, and after reflections on the opposite face returns to the transducer. After propagation in the material, the output signal is displayed on the screen of a numerical oscilloscope (60 MHz GW Instek GDS-2062, Taiwan). 5 MHz (V109-Panametrics Olympus, USA) longitudinal and 5 MHz shear (V155-Panametrics Olympus, USA) contact transducers were used.

As the coupling medium, glycerin (BQ-Panametrics Olympus, USA) was used for the longitudinal wave measurements, and shear wave couplant (SWC) (SWC-Panametrics Olympus, USA) for the shear wave measurements. The knowledge of the transit time through the thickness of the sample allows the determination of the wave velocities by Eq. 1.

$$V = 2d/t \quad (1)$$

where  $V$ ,  $d$ , and  $t$  are the velocity of sound, the thickness of the sample, and the time-of-flight between subsequent backwall signals on the oscilloscope, respectively. The measurements were repeated ten times to check the reproducibility of the data. The accuracy of velocity measurements is about 0.04%. The Young's modulus was calculated according to the following formulae [25–27].

$$E = \frac{\rho V_S^2 (3V_L^2 - 4V_S^2)}{(V_L^2 - V_S^2)} \quad (2)$$

where  $V_L$ ,  $V_S$ ,  $E$ , and  $\rho$  are longitudinal ultrasonic wave velocity, shear ultrasonic wave velocity, Young's modulus of elasticity and density of the samples, respectively. The estimated accuracy of Young's modulus is about 0.04%.

## Results and discussion

### Density and ultrasonic velocity

The variations of density of composites of PS<sub>230</sub> made with MPSs are shown in Tables 2 and 3. As seen from Tables 2, the density of pure PS<sub>230</sub> was 1041 kg/m<sup>3</sup>. The densities ranged between 1038 and 1054 kg/m<sup>3</sup> for the composites of PS<sub>230</sub>/MPS<sub>500</sub> (SAI, MAI, PhAI) and 1042 and 1052 kg/m<sup>3</sup> for the composites of PS<sub>230</sub>/MPS<sub>350</sub> (SAII, MAII, PhAII). The binding of the various functional groups to the aromatic ring of pure PS using BF<sub>3</sub>O(C<sub>2</sub>H<sub>5</sub>)<sub>2</sub> catalyst was shown in Scheme 1. As seen from chemical modification schemes, these carboxylic functional groups has aromatic, saturated aliphatic and unsaturated aliphatic parts in case of PhA, SA and MA, respectively. The higher data were obtained with PhA modified PSs. So it can be stated that the reason of this condition is binding functional group contain aromatic ring. Also, it can be stated that the densities of all PS<sub>230</sub> based composites are higher than the density of pure PS<sub>230</sub>.

$V_L$  and  $V_S$  data for pure PS<sub>230</sub> were obtained as 2344 and 1147 m/s, respectively. The variations of  $V_L$  and  $V_S$  data of composites with SAI, MAI, and PhAI are illustrated in Table 2. The  $V_L$  values of all composites were obtained higher than pure PS. The biggest increase for  $V_L$  is seen for composites of PS<sub>230</sub>/SAI in 70:30 wt% ratio and for composites of PS<sub>230</sub>/MAI and PS<sub>230</sub>/PhAI in 90:10 wt% ratio. For PS<sub>230</sub>/SAI, average  $V_L$  increased from 2399 to 2409 m/s. The variations of  $V_L$  and  $V_S$  with SAII, MAII, and PhAII addition to PS<sub>230</sub> are illustrated in Table 3. The biggest increase for  $V_L$  is seen for composite PS<sub>230</sub>/SAII in 70:30 wt% ratio, for other composites in 90:10 wt% ratio, too. For PS<sub>230</sub>/SAII, average  $V_L$  increased

**Table 2** Variation of density ( $\rho$ ), longitudinal wave velocity ( $V_L$ ) and shear wave velocity ( $V_S$ ) of PS and PS-based composites made with MPS<sub>500</sub> (SAI, MAI, PhAI)

Composition%	$\rho$ (kg/m <sup>3</sup> )	$V_L$ (m/s)	$V_S$ (m/s)
PS <sub>230</sub> :SAI			
100:0	1041	2344 ± 0.04	1147 ± 0.04
90:10	1052	2399 ± 0.03	1159 ± 0.04
80:20	1047	2403 ± 0.04	1167 ± 0.03
<b>70:30</b>	1046	<b>2409</b> ± 0.03	<b>1171</b> ± 0.04
PS <sub>230</sub> :MAI			
100:0	1041	2344 ± 0.04	1147 ± 0.04
<b>90:10</b>	1038	<b>2404</b> ± 0.03	<b>1168</b> ± 0.04
80:20	1044	2398 ± 0.03	1161 ± 0.03
70:30	1053	2393 ± 0.04	1157 ± 0.04
PS <sub>230</sub> :PAI			
100:0	1041	2344 ± 0.04	1147 ± 0.04
<b>90:10</b>	1049	<b>2399</b> ± 0.03	<b>1173</b> ± 0.03
80:20	1054	2394 ± 0.04	1168 ± 0.04
70:30	1046	2390 ± 0.04	1167 ± 0.03

Significance results were shown in bold

**Table 3** Variation of density ( $\rho$ ), longitudinal wave velocity ( $V_L$ ) and shear wave velocity ( $V_S$ ) of PS and composites of PS made with MPS<sub>350</sub> (SAII, MAII, PhAII)

Composition%	$\rho$ (kg/m <sup>3</sup> )	$V_L$ (m/s)	$V_S$ (m/s)
PS <sub>230</sub> :SAII			
100:0	1041	2344 ± 0.04	1147 ± 0.04
90:10	1043	2398 ± 0.03	1171 ± 0.03
80:20	1048	2404 ± 0.04	1176 ± 0.04
<b>70:30</b>	1044	<b>2407</b> ± 0.03	<b>1185</b> ± 0.04
PS <sub>230</sub> :MAII			
100:0	1041	2344 ± 0.04	1147 ± 0.04
<b>90:10</b>	1050	<b>2406</b> ± 0.05	<b>1168</b> ± 0.05
80:20	1042	2395 ± 0.04	1160 ± 0.03
70:30	1051	2387 ± 0.03	1157 ± 0.04
PS <sub>230</sub> :PhAII			
100:0	1041	2344 ± 0.04	1147 ± 0.04
<b>90:10</b>	1049	<b>2405</b> ± 0.03	<b>1171</b> ± 0.03
80:20	1052	2396 ± 0.04	1164 ± 0.04
70:30	1046	2388 ± 0.03	1163 ± 0.03

Significance results were shown in bold

from 2398 to 2407 m/s, for PS<sub>230</sub>/MAII from 2387 to 2406 m/s and for PS<sub>230</sub>/PhAII from 2388 to 2405 m/s.

As seen from Tables 2 and 3, the  $V_S$  values of all the composites were higher than pure PS, too. The biggest increase for  $V_S$  was seen for PS<sub>230</sub>/SA composites in the 70:30 wt%, for other composites in 90:10 wt% ratio. For PS<sub>230</sub>/SAI composites, average  $V_S$  increased from 1159 to 1171 m/s and for PS<sub>230</sub>/SAII from 1171 to 1185 m/s.

Methods of determining the degree of compatibility have been reported, both theoretically and experimentally [13, 28, 29]. Many researchers [30–37] have reported that ultrasonic velocity measurements might show the extent of compatibility in highly viscous or solid forms of polymer blends. Singh et al. [31–34] studied the ultrasonic velocity for compatible, semicompatible, and incompatible polymeric blends, and they found that in compatible blends, the ultrasonic velocity varied linearly with composition. The important result for velocity measurements of the composites obtained is that the variation of velocity shows the compatibility of the components of a composite. This behavior confirms the good miscibility of the two component based on PS forming one single phase. So the bigger velocity shows the bigger compatibility with the components of a composite. As seen from  $V_L$  and  $V_S$  data, the most appropriate wt% ratios for composites with SA, MA and PhA-modified PSs were determined as 70:30, 90:10 and 90:10, respectively.

### Young's modulus

The mechanical properties of polymers are influenced by molecular weight, crosslinking, branching, segmental motion, morphology, and external conditions such as temperature, pressure, loading rate, environmental condition, extent of compound, etc. [2, 38–41]. The effect of side group structure on the compressive strength of novel biodegradable polyphosphazene based polymers was investigated by Sethuraman et al. Results of mechanical testing studies demonstrated that the nature and the ratio of the pendent groups attached to the polymer backbone play a significant role in determining the mechanical properties of the resulting polymer. The compressive strength of polymer with aliphatic alanine side group was significantly higher than polymers with aromatic alanine groups [42].

Different functional groups may affect Young's modulus of composites in different ways. To understand the effect of molecular structure, three various carboxylic (–COOH) functional groups with aromatic, saturated aliphatic and unsaturated aliphatic parts in case of PhA, SA, and MA, respectively, are specifically studied. Young's modulus of PS-based composites has been measured mechanically by the tensile test. Furthermore, the Young's modulus of these composites have been measured by velocities of propagation of longitudinal and shear ultrasonic waves and the densities of the composites using Eq. 2. The values of Young's modulus that measured by the tensile test and ultrasonic method have been compared with each other. The comparative results are given in Table 4.

As seen from Table 4, the Young's modulus of PS<sub>230</sub> obtained by ultrasonic method and tensile test were 3.68 and 3.73 GPa, respectively, and tend to increase with all type MPSs addition.

The Young's modulus of PS<sub>230</sub> was increased with MAI and PhAI addition at 90:10 wt% ratio compositions. According to the results of ultrasonic method, the Young's modulus ranged from 3.81 to 3.86 GPa, 3.79 to 3.81 GPa, and 3.83 to 3.88 GPa for PS<sub>230</sub>/SAI, PS<sub>230</sub>/MAI, and PS<sub>230</sub>/PhAI composites, respectively. According to the results of tensile test, the Young's modulus ranged from 3.61 to 4.06 GPa for PS<sub>230</sub>/SAI composites, from 3.56 to 4.17 GPa for PS<sub>230</sub>/MAI composites and



**Table 4** The comparative results of pure PS and PS based composites' Young's modulus (*E*) values measured by tensile test and ultrasonic method

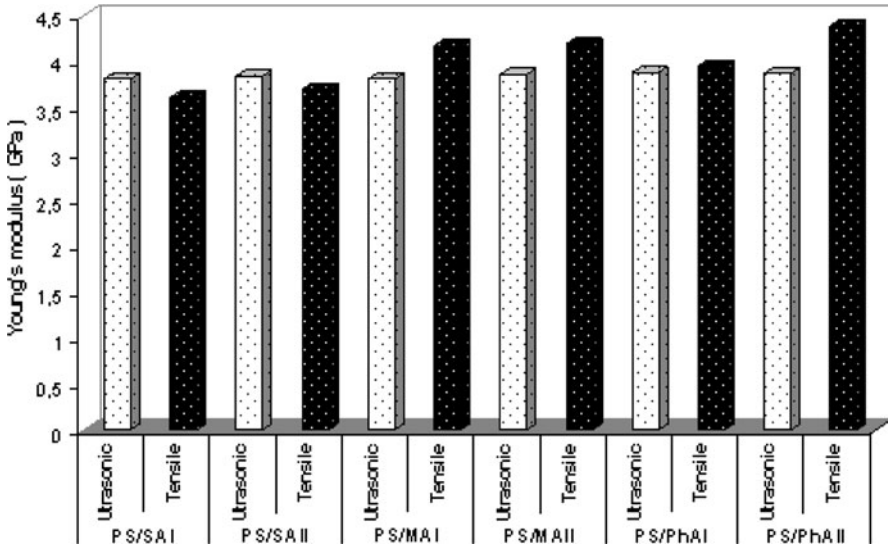
Composition%	Young's modulus values measured by Ultrasonic method E (GPa)	Young's modulus values measured by Tensile Test E (GPa)
PS <sub>230</sub> /SAI		
100:0	3.68	3.73
90:10	3.81	3.61
80:20	3.84	4.03
<b>70:30</b>	<b>3.86</b>	4.06
PS <sub>230</sub> /MAI		
100:0	3.68	3.73
<b>90:10</b>	<b>3.81</b>	4.17
80:20	3.79	3.88
70:30	3.80	3.56
PS <sub>230</sub> /PhAI		
100:0	3.68	3.73
<b>90:10</b>	<b>3.88</b>	3.95
80:20	3.86	4.04
70:30	3.83	3.67
PS <sub>230</sub> /SAII		
100:0	3.68	3.73
90:10	3.84	3.70
80:20	3.89	3.98
<b>70:30</b>	<b>3.93</b>	3.91
PS <sub>230</sub> /MAII		
100:0	3.68	3.73
<b>90:10</b>	<b>3.86</b>	4.19
80:20	3.78	3.94
70:30	3.79	3.77
PS <sub>230</sub> /PhAII		
100:0	3.68	3.73
<b>90:10</b>	<b>3.87</b>	4.39
80:20	3.83	4.30
70:30	3.81	4.00

Significance results were shown in bold

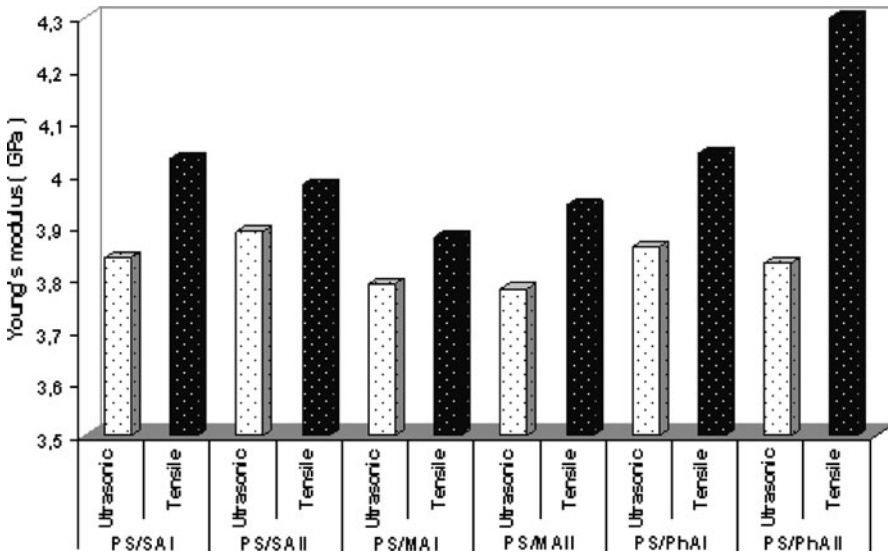
from 3.67 to 4.04 GPa for PS<sub>230</sub>/PhAI composites. Figures 2, 3, and 4 illustrate the Young's modulus values as a function of the weight percent of MPSs.

As it is seen from these results and Figs. 2, 3, and 4 it can be stated that the values of Young's modulus measured with ultrasonic method and with tensile test are similar. The Young's modulus of composites with MPS<sub>500</sub> were higher than pure PS.

The results given in Table 4 and Figs. 2, 3, 4 indicate that Young's modulus of composites with MPS<sub>350</sub> are higher than pure PS, too. According to the results of ultrasonic method, the Young's modulus ranged from 3.84 to 3.93 GPa for PS<sub>230</sub>/SAII composites, from 3.79 to 3.86 GPa for PS<sub>230</sub>:MAII composites and from 3.81 to 3.87 GPa for PS<sub>230</sub>/PhAII composites. According to the results of tensile test, the

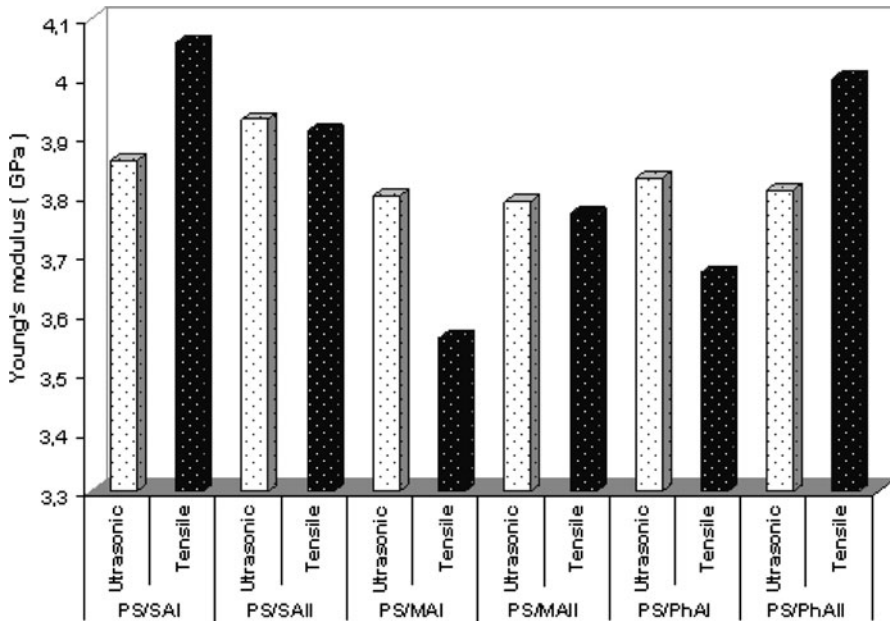


**Fig. 2** Variation of the Young's modulus values with 10% of MPS in composites of PS/MPS



**Fig. 3** Variation of the Young's modulus values with 20% of MPS in composites of PS/MPS

Young's modulus ranged from 3.70 to 3.98 GPa, from 3.77 to 4.19 GPa and from 4.00 to 4.39 GPa for PS<sub>230</sub>/SAII, PS<sub>230</sub>/MAII, and PS<sub>230</sub>/PhAII composites, respectively. It can be stated that the values of Young's modulus measured with ultrasonic method and with tensile test are similar too.



**Fig. 4** Variation of the Young's modulus values with 30% of MPS in composites of PS/MPS

As it is seen from these results and Figs. 2, 3, 4, according to obtained Young's modulus data, the order of effect of MPSs obtained from both PS with different anhydrides as follow: MPS with PhA > MPS with SA > MPS with MA. The structure of the side-chain substituents on the polymer backbone is a major compositional factor impacting polymer functionality. Important aspects of substitution are the chemical structure of the substituents, the extent of backbone substitution, and the uniformity of substitution. The nature of the side chain substituent type also significantly impacts mechanical properties. Increasing the amount of highly polar, ionic side-chains tends to result in an increased tensile strength [43]. Ahmetli et al. [44] reported that acid number of modified PSs with maleic anhydride were 30 and 35 mg KOH/g sample for  $5 \times 10^5$  and  $3.5 \times 10^5$  molecular weight of pure PS, respectively. Deveci [45] investigated the coating and adsorption properties of modified different molecular weight PSs ( $5 \times 10^5$  and  $3.5 \times 10^5$ ) with succinic (SA) and phthalic anhydrides (PhA) and determined acid numbers were 80–86 mg KOH/g sample for PhA and 75–76 mg KOH/g sample for SA modified PSs. The result, according to the literature as follow: in chemical modification with phthalic anhydride more polar carboxylic functional groups bound to the aromatic ring of PS. Therefore, the highest Young's modulus results were determined for PS<sub>230</sub>/PhA composites. The most appropriate weight % ratios for composites with SA, MA and PhA modified PSs were determined as 70:30, 90:10 and 90:10, respectively.

As a result, it can be stated that a significant difference has not been found between the values of Young's modulus of both methods. But the results of ultrasonic method are more close to the literature than the results of tensile test. The

differences of the Young's modulus values between ultrasonic method and tensile test are effected by composition of material and also by microstructure (porosity, phases, imperfections, etc.) of the samples, too. The porosity, halls and imperfections of the materials are more important while working with tensile testing because while working with ultrasonic method, you can select a place on the face of the sample that does not contain any porosity, hall, and imperfections. But while working with tensile testing, you cannot select any place on the sample as you can at ultrasonic working. So the measurement results of ultrasonic methods are more convenient than the tensile test measurements.

## Conclusions

From the results above it, can be stated that material characterization by ultrasonic methods are more convenient than the destructive methods as tensile test measurements. The Young's modulus values show the degree of compatibility between components of any composites. According to the results, the best compatibility was seen at 70:30 wt% composition ratio for PS-based composites with SAI and SAII addition (PS<sub>230</sub>/SAI and PS<sub>230</sub>/SAII). The most appropriate weight % ratios for composites with MA and PhA modified PSs were determined as 90:10. The order of effect of MPSs obtained from both PS with different anhydrides on Young's modulus of PS<sub>230</sub>-based composites as follow: MPS with PhA > MPS with SA > MPS with MA. Finally, it can be concluded that the pulse-echo method has the ability to evaluate the mechanical properties of polymer blends. The measurement of Young's modulus by ultrasonic methods is cheaper, easier and more economical than by the destructive methods. Therefore, measurement of Young's modulus or other mechanical properties of materials by ultrasonic methods can be recommended to all researchers.

**Acknowledgments** This study was supported by the Scientific Research Projects (BAP) Coordinating Office of Selcuk University by the project number of 08101027. The authors are grateful for the support that provided by Selcuk University, Turkey.

## References

1. Akkurt S (1991) Plastic material knowledge. Birsen Publishing House, Istanbul, p 138
2. Sacak M (2005) Polymer technology. Gazi Bookhome, Ankara
3. Onaran K (2006) Material science, Bilim Teknik Publishing House, 10. Publish, Istanbul
4. Savaşkan T (1999) Material knowledge and evaluation. University of Karadeniz Teknik, Derya Publishing House, Trabzon
5. Truell R, Elbaum C, Chick BB (1969) Ultrasonic methods in solid state physics. Academic Press, New York
6. Mason TJ (1990) Chemistry with ultrasound. Elsevier, New York
7. Gendron R, Dumoulin M, Piche L (1995) Ultrasound as a monitoring tool for polymer processing. *Polym Mater Sci Eng* 72:23–24
8. Alig I, Lellinger D, Johari G (1992) Relaxations in thermosets. XVIII. Ultrasonic studies of curing kinetics of ethylene-diamine-cured epoxide. *J Polym Sci* 30:791–799
9. Parthun M, Johari G (1995) Dynamics of a molecule's growth: ultrasonic relaxation studies. *J Chem Phys* 102:6301–6307

10. Alig I, Tadjbakhsh S, Zosel A (1998) Comparison of ultrasonic shear wave and dynamic-mechanical measurements in acrylic-type copolymers. *J Polym Sci* 36:1703–1711
11. Alig I, Tadjbakhsh S (1998) Film formation and crystallization kinetics of polychloroprene studied by an ultrasonic shear wave reflection method. *J Polym Sci* 36:2949–2959
12. Alig I, Tadjbakhsh S, Floudas G, Tsitsilianis C (1998) Viscoelastic contrast and kinetic frustration during poly(ethylene oxide) crystallization in a homopolymer and a triblock copolymer. Comparison of ultrasonic and low-frequency rheology. *Macromolecules* 31:6917–6925
13. Krause S (1978) Polymer-polymer compatibility. In: Paul DR, Newman S (eds) *Polymer blends*, vol 1. Academic press, New York
14. Sidkey MA, Abd El Fattah AM, Abd El All NS (1992) Compatibility studies on some solutions of rubber blends by ultrasonic techniques. *J Appl Polym Sci* 46:581–585
15. Sidkey M, Abd El Fattah AM, Abd El All NS (1991) Ultrasonic investigation of some rubber blends. *J Appl Polym Sci* 43:1441–1449
16. El-Sayed AM, Afifi H (2002) Improvement of the compatibility of natural rubber/ethylene-propylene diene monomer rubber blends via natural rubber epoxidation. *J Appl Polym Sci* 86:2816–2819
17. Afifi H, El-Sayed AM (2003) Ultrasonic properties of ENR-EPDM rubber blends. *Polym Bull* 50(1–2):115–122
18. Rajendran V, Palanivelu N, Chaudhuri BK, Goswami K (2003) Characterisation of semiconducting  $V_2O_5$ - $BiO_3$ - $TeO_2$  glasses through ultrasonic measurements. *J Non-Cryst Solids* 320:195–209
19. Ferry JD (1961) *Viscoelastic properties of polymers*. Wiley, New York
20. Richard C, James L (1993) *Polymer engineering principles*. Carl Hanser Verlag, Munich
21. Skinner SJ, Baxter S, Grey PJ (1964) *Trans Plast Inst* 32:180
22. Rajendran V, Bera AK, Modak DK, Chaudhuri BK (1997) Ultrasonic study of bioactive Na-Ca-B-Al-Si-P-O glasses. *Acoust Lett* 20(8):168–172
23. Nagarajan A (1971) Ultrasonic study of elasticity porosity relationship in polycrystalline alumina. *J Appl Phys* 42(10):3693–3696
24. American Society for Testing and Materials (1993) D638M-91a standard test method for tensile properties of plastics. Annual book of ASTM standards, vol 08.01. *Plastics (1)*. ASTM International, Philadelphia, pp 174–82
25. Perepechko II (1975) *Acoustic methods of investigating polymers* (translated from Russian by G. Leib). Mir Publishers, Moscow
26. Landau LD, Lifshitz EM (1986) *Theory of elasticity*, third edn. Pergamon Press, Oxford
27. Muthupari S, Raghavan SL, Rao KJ (1996) Elastic properties of binary  $AO_3$ - $P_2O_5$  and ternary  $Na_2O$ - $AO_3$ - $P_2O_5$  (A = Mo, W) glasses. *Mater Sci Eng B* 38:237–244
28. Chattopadhyay S (2000) Compatibility studies on solution of polymer blends by viscometric and phase-separation technique. *J Appl Polym Sci* 77(4):880–889
29. Severe G, White L (2000) Physical properties and blend miscibility of hydrogenated acrylonitrile-butadiene rubber. *J Appl Polym Sci* 78(8):1521–1529
30. Hourston DJ, Hughes ID (1978) Dynamic mechanical and sonic velocity behaviour of polystyrene-poly(vinyl methyl ether) blends. *Polymer* 19(10):1181–1185
31. Singh YP, Das S, Matti S, Singh RP (1981) Miscibility of poly(vinyl chloride)/poly(vinyl acetate) blend in chlorobenzene. *J Pure Appl Ultrason* 3(1):1–3
32. Singh YP, Singh RP (1983) Compatibility studies on solid polyblends of poly(methyl methacrylate) with poly(vinyl acetate) and polystyrene by ultrasonic technique. *Eur Polym J* 19(6):529–533
33. Singh YP, Singh RP (1983) Compatibility studies on solutions of polymer blends by viscometric and ultrasonic techniques. *Eur Polym J* 19(6):535–541
34. Singh YP, Singh RP (1984) Compatibility studies on polyblends of PVC with chlororubber-20 and its graft polyblends by ultrasonics. *Eur Polym J* 20(2):201–205
35. Bagchi S, Nema SK, Singh RP (1986) Ultrasonic and viscometric investigation of isro polyol in various solvents and its compatibility with polypropylene glycol. *Eur Polym J* 22(10):851–857
36. Seshadri AT, Narasimham AV, Subramanyam B (1986) *J Pure Appl Ultrason* 9:54
37. Shaw S, Singh RP (1987) Study of compatibility of polystyrene with ethylene-propylene-diene rubber. *Eur Polym J* 23(7):547–550
38. Krause A, Lange A, Ezrin M (1983) *Plastics analysis guide. Chemical and instrumental methods*. Harver, New York
39. Crompton TR (1984) *The analysis of plastics*. Pergamon Press, Oxford
40. Brown RP (1979) *Physical testing of rubbers*. Applied Science, London

41. Ghosh P (1982) Polymer science and technology of plastics and rubbers. Tata McGraw-Hill, New Delhi
42. Sethuraman S, Nair LS, El-Amin S, Nguyen MT, Singh A, Krogman N, Greish YE, Allcock HR, Brown PW, Laurencin CT (2010) Mechanical properties and osteocompatibility of novel biodegradable alanine based polyphosphazenes: side group effects. *Acta Biomater* 6:1931–1937
43. James E, Brady JE, Dürig T, Shang SS (2008) In: Qui Y (ed) Theories and techniques in the characterization of drug substances and excipients. Academic Press, USA
44. Ahmetli G, Kaya A, Ozkececi A (2008) Adhesion and corrosion resistance properties of modified polystyrenes. *J Appl Pol Sci* 107(3):1373–1377
45. Deveci H (2008) Synthesis of modified polystyrenes and styrene copolymers having carboxyl group and investigation of their properties. Dissertation, Selcuk University